

B38-6A

Datasheet

FULBAT™

MOTORCYCLE BATTERY

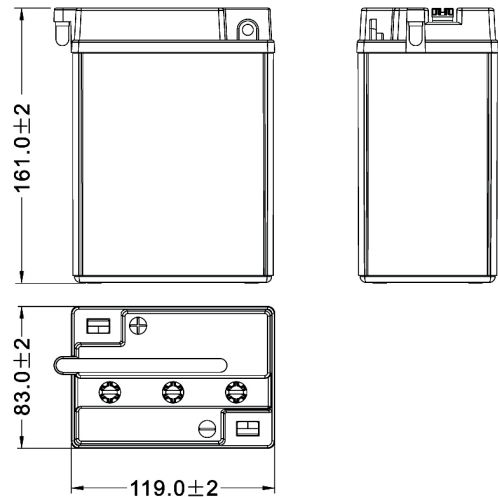


SPECIFICATIONS

Voltage	Capacity	CCA (EN)
6V	13.7 Ah (20hr)	105 A
	13.0 Ah (10hr)	

DIMENSIONS & WEIGHT

Length	119±2mm
Width	83±2mm
Total Height	161±2mm
Gross weight	2.98kg



+
- **DRY**



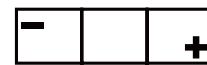
Dry battery range offers an incomparable choice of 6V and 12V models. Delivered with an acid pack, Dry battery must be activated before the first use and must be checked periodically.

Dry construction, no maintenance is necessary during a long period of storage.

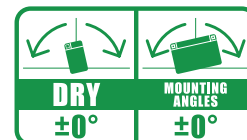
FEATURES

- Dry charged construction
- Activation before first use
- Periodically maintenance and refilled if necessary
- Upright installation only
- 6V and 12V batteries
- Regular life duration
- Unlimited shelf life

POLARITY



MOUNTING ANGLES



TERMINAL

Front



Side



Top



3D



APPLICATIONS



Motorcycle



Scooter