


# FB30L-B

## Datasheet

**FULBAT™**  
MOTORCYCLE BATTERY



**DRY**



Dry battery range offers an incomparable choice of 6V and 12V models. Delivered with an acid pack, Dry battery must be activated before the first use and must be checked periodically.

Dry construction, no maintenance is necessary during a long period of storage.

### FEATURES

- Dry charged construction
- Activation before first use
- Periodically maintenance and refilled if necessary
- Upright installation only
- 6V and 12V batteries
- Regular life duration
- Unlimited shelf life

### TERMINAL

Front



Side



Top



3D



### SPECIFICATIONS

Voltage

**12 V**

Capacity

**30.6Ah** (20hr)

**30.0Ah** (10hr)

CCA (EN)

**300 A**

### DIMENSIONS & WEIGHT

Length

165±2mm

Width

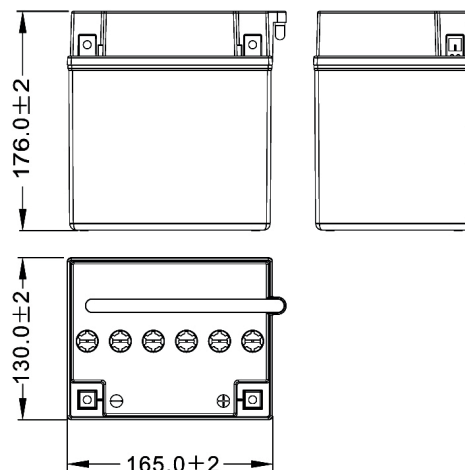
130±2mm

Total Height

176±2mm

Gross weight

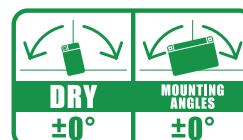
8.71kg



### POLARITY



### MOUNTING ANGLES



### APPLICATIONS



Motorcycle



ATV



SSV/UTV



Snowmobile